

# IMMEDIATE STOP USE AND INSPECT NOTICE

## IMPORTANT - IMMEDIATE ACTION REQUIRED

August 15, 2024

No. G-H0001-A

This notice is intended to communicate immediate stop use and inspect information regarding Guardian B7-Comfort Harnesses sold in the USA that include integrated Suspension Trauma Relief Straps. During an internal audit, it was found that some of the integrated Suspension Trauma Relief Straps located in the right-side leg pad pouch may have been installed incorrectly, which may affect the proper function of the Suspension Trauma Relief Strap after a fall has occurred.

**NOTE:** This component does not affect the capability of the harness to arrest a fall and is not critical to the safety of the user during a fall arrest event. However, as a leader in Height Safety, we are proactively performing 100% inspection on all affected finished and raw goods.

**THERE HAVE BEEN NO ACCIDENTS OR INJURIES RELATED TO THIS STOP USE AND INSPECT NOTICE.**

## PART NUMBERS AFFECTED

This notice applies to the following products:

B7-Comfort Harness:	3740000 through 3740132
B7-Comfort Tower Climbing Harness:	3740700 through 3740705
B7-Comfort Arc Flash Harness:	3740620 through 3740667



## PLEASE TAKE IMMEDIATE ACTION TO COMPLETE THE FOLLOWING STEPS:

### Step 1 - Identify the Top and Bottom of Suspension Trauma Relief Strap Adjustment Buckle

**Top of Buckle**


**Square Button**



The top of the buckle is identified by a square button, which must be pressed to adjust Suspension Trauma Relief Strap webbing.

**Bottom of Buckle**

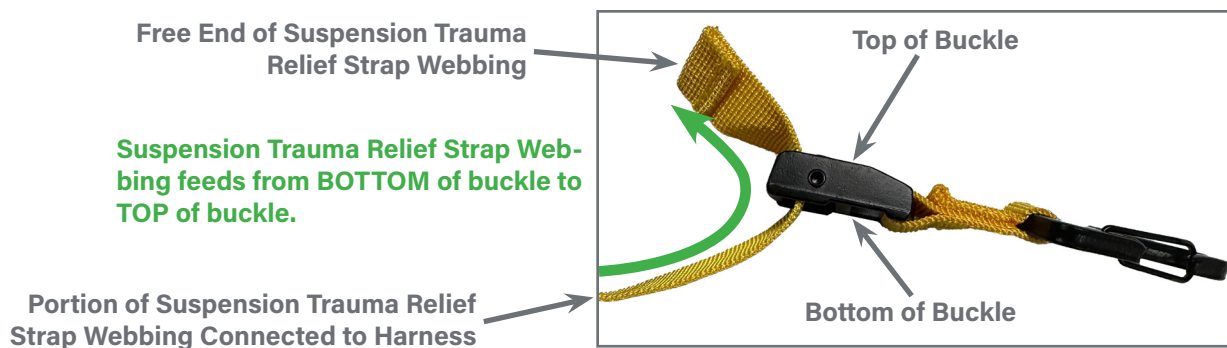
**Spring is Visible**



The bottom of the buckle lacks the square button, and a tension spring is visible.

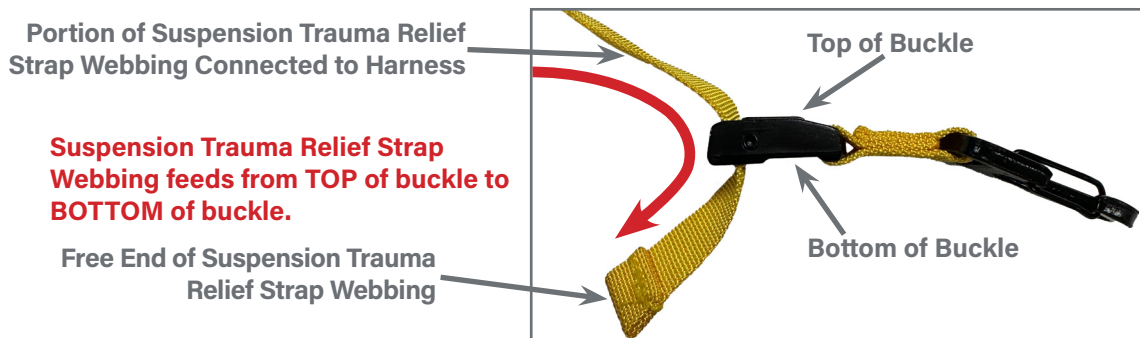
## Step 2 - Confirm Feeding Direction of Suspension Trauma Relief Strap Webbing

### Correct Feeding



If Suspension Trauma Relief Strap is determined to be installed **CORRECTLY**, B7 harness may be returned to normal service provided all other inspection criteria have been met.

### Incorrect Feeding



If Suspension Trauma Relief Strap is determined to be installed **INCORRECTLY**, **IMMEDIATELY** remove B7-Comfort Harness from service and contact Guardian Customer Service per the instructions below.

**DO NOT ATTEMPT** to repair B7-Comfort Harness in the field—there are **NO** user servicable parts on the B7-Comfort Harness.

## Step 3 - Coordinate a Return

Customers with an affected product must contact Guardian Customer Service to coordinate return.

Please email: [customer.service@guardianfall.com](mailto:customer.service@guardianfall.com) with **Stop and Inspect Notice: G-H0001-A** in the subject line.

Guardian Customer Service will provide instructions for shipping returned product on Guardian's shipping account if necessary. Any product that fails inspection due to the certain circumstances described in this notice will be replaced free of charge, including associated shipping costs.

**DO NOT return product to Guardian without obtaining a Return Authorization Number (RMA) first.**

## DISTRIBUTOR PARTNERS

Please forward this notice to any of your customers who purchased the affected products from you.

[guardianfall.com](http://guardianfall.com)

607 East Sam Houston Parkway South, Suite 800, Pasadena, TX 77503 USA

Pure Safety Group, Inc. DBA Guardian Fall